

Journal Pre-proof

Recycled cement mortars reinforced with PVDF nanofibers synthesized by electrospinning

M.J. Chinchillas-Chinchillas, H. Cortez-Rodríguez, G.J. Fajardo-San Miguel, M.J. Pellegrini-Cervantes, M. Rodríguez-Rodríguez, R. Corral-Higuera, S.P. Arredondo-Rea, Alberto Gaxiola, A. Castro-Beltrán

PII: S2352-7102(24)00231-6

DOI: <https://doi.org/10.1016/j.jobe.2024.108663>


Reference: JOBE 108663

To appear in: *Journal of Building Engineering*

Received Date: 7 September 2023

Revised Date: 21 January 2024

Accepted Date: 26 January 2024

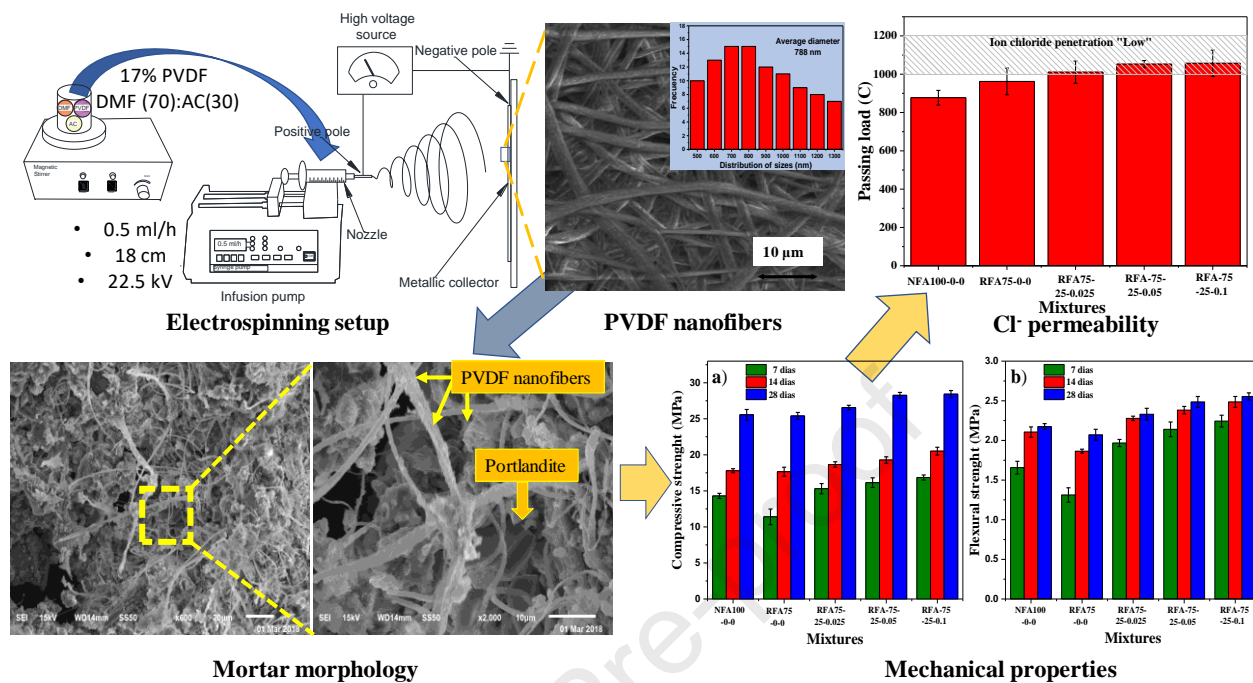


Please cite this article as: M.J. Chinchillas-Chinchillas, H. Cortez-Rodríguez, G.J. Fajardo-San Miguel, M.J. Pellegrini-Cervantes, M. Rodríguez-Rodríguez, R. Corral-Higuera, S.P. Arredondo-Rea, A. Gaxiola, A. Castro-Beltrán, Recycled cement mortars reinforced with PVDF nanofibers synthesized by electrospinning, *Journal of Building Engineering* (2024), doi: <https://doi.org/10.1016/j.jobe.2024.108663>.

This is a PDF file of an article that has undergone enhancements after acceptance, such as the addition of a cover page and metadata, and formatting for readability, but it is not yet the definitive version of record. This version will undergo additional copyediting, typesetting and review before it is published in its final form, but we are providing this version to give early visibility of the article. Please note that, during the production process, errors may be discovered which could affect the content, and all legal disclaimers that apply to the journal pertain.

© 2024 Published by Elsevier Ltd.

GRAPHICAL ABSTRACT



Recycled cement mortars reinforced with PVDF nanofibers synthesized by electrospinning

M. J. Chinchillas-Chinchillas ^a, H. Cortez-Rodríguez ^b, G. J. Fajardo-San Miguel ^c, M. J. Pellegrini-Cervantes ^{b*}, M. Rodriguez-Rodriguez ^{b*}, R. Corral-Higuera ^b, S.P. Arredondo-Rea ^b, Alberto Gaxiola ^b and A. Castro-Beltrán ^b.

^a Universidad Autónoma de Occidente (UAdeO), Departamento de Ingeniería y Tecnología, Unidad Regional Guasave, C.P. 81048, Guasave, Sinaloa, México

^b Universidad Autónoma de Sinaloa (UAS), Facultad de Ingeniería Mochis, C.P. 81223, Los Mochis, Sinaloa, México.

^c Universidad Autónoma de Nuevo León (UANL), Facultad de Ingeniería Civil, C.P. 66450 Monterrey, México.

ABSTRACT

Due to the significant environmental problems caused by obtaining raw materials for construction, it has become very important to replace natural fine aggregates with recycled fine aggregates (RFAs) in the production of cementitious materials. However, the use of RFAs decreases the mechanical properties of cementitious materials. The addition of nanofibers (NFs) is a promising way to counteract this disadvantage. In our study, polyvinylidene fluoride (PVDF) NFs were synthesized by electrospinning and added to mortar mixtures in proportions of 0.025, 0.05, and 0.1% by weight of cement in order to evaluate their effect on the microstructure, flowability, compressive strength, flexural strength, total porosity, and resistance to chloride-ion (Cl^-) penetration of those mortars. The results showed that the PVDF NFs had diameters of 788 nm and they physically interacted with the hydration products. In terms of compressive and flexural strength, the addition of 0.1% NFs caused an increase of 12 and 23% respectively, and a decrease in porosity of 3% in relation to recycled mortar. In addition, the recycled mortars with NFs saw a 20% increase in chloride-ion permeability, which could help to broaden the applications of recycled mortar. The PVDF NFs in recycled mortars counteract the negative effects of using RFAs, in addition to improving cementitious materials.

Keywords: Recycled cement mortars; Polyvinylidene fluoride; Nanofibers; Electrospinning.

***Corresponding authors:** M. J. Pellegrini-Cervantes (manuel.pellegrini@uas.edu.mx; +52 6681036979) and M. Rodriguez-Rodriguez (margarita.rodríguez@uas.edu.mx; +52 6681370370).

1 INTRODUCTION

Portland cement mortar is widely used in the construction industry for floor leveling, slope stabilization, and especially in the construction of masonry, such as for adhering partitions, plastering, and decorative work [1,2]. One of the most significant environmental problems caused by the construction industry is the excessive extraction of natural resources by dynamiting hills or collecting aggregates from rivers, which seriously damage ecosystems [3]. In addition, this industry generates large amounts of construction and demolition waste (CDW) worldwide, and much of this waste is disposed of in illegal landfills, causing soil contamination and again seriously damaging ecosystems. It has been estimated that approximately 10,000 tons of CDW are generated annually worldwide [4]. The U.S. produced about 569 million tons in 2017 [5], and in the European Union, approximately 835 million tons are produced each year [6]. Unfortunately, only a few countries have recycling standards that apply to their reuse. Due to these problems, it has become a matter of great importance for the scientific and engineering community to replace natural aggregates (NAs) with recycled aggregates (RAs) in cementitious materials in order to achieve a more environmentally friendly construction industry [7]. In the production of mortars, it has been found that the use of recycled fine aggregates (RFAs) causes a decrease in certain properties, such as compression strength, bending, porosity, and durability. This is because these materials have already fulfilled one life cycle, which makes them less dense, more porous, and more fragile, and means they might contain undesirable particles (contaminants) [8,9]. Therefore, before using them to produce recycled mortars, it is important to first evaluate their mechanical and durability properties. One of the most important tests for durability is resistance to chloride ions (Cl^-) because cementitious materials are largely associated with reinforcing steel, and when the chloride concentration in the mortar exceeds a certain threshold value, depassivation of the reinforcing steel occurs and it starts to corrode, causing structural damage and economic losses [10,11]. To increase the mechanical and durability properties of the mortar, and to counteract the negative effect of the use of RFAs, some fixes have been used, such as reducing the water/cement ratio with the help of superplasticizers, adding supplementary cementitious materials (silica fume, fly ash, slag), introducing chemical additives and incorporating fibers [12–14]. It has been reported in the literature that fibers can function as reinforcement in cementitious materials, providing resistance to

internal stresses, reducing the generation of cracks by delaying the fracture of the element, and reducing porosity and shrinkage, among other things [15]. Indeed, fiber-reinforced cementitious materials have been found to increase the mechanical properties and durability of cementitious materials [16].

In most investigations, the diameter of the fibers ranges from 200 μm to ~ 0.4 cm, with very few investigations having assessed fibers with diameters on the nanometer scale [17]. The application of nanotechnology in the construction industry is relatively recent and its application could help to improve the mechanical and durability properties of cementitious materials. Unfortunately, it has not been exploited due to the high costs involved in synthesizing nanomaterials and the difficulty of manipulating nanomaterials. Despite these disadvantages, nanomaterials provide better properties than materials at the macroscopic scale, so it is important to develop new research into their potential applications [18]. Therefore, the challenge for researchers is to produce nanomaterials with economical, ecological, and simple methods that can produce nanomaterials on a large scale.

Among the useful nanomaterials, polymeric nanofibers (NFs) have attracted much attention from the scientific community due to their advantages. These have, for example, a high surface/volume ratio, good viscoelastic properties, are light, highly porous, and have good mechanical properties [19]. Nguyen and associates in 2020 synthesized Nylon 66 NFs using an electrospinning technique and added them, in various percentages, to cement pastes. These additions resulted in an increase in the flexural, compressive, and toughness characteristics of 30, 8, and 49%, respectively [20]. Chinchillas and associates in 2020 synthesized recycled polyethylene terephthalate and polyacrylonitrile (PAN) NFs using the electrospinning technique and incorporated these into cement mortars. This resulted in an increase in compressive strength of 26%, an increase in flexural strength of 86%, and a decrease in drying shrinkage of 93% [21]. Several methods are used for the synthesis of polymeric NFs, such as blowspinning, spinning centrifugation, and electrospinning [22–25]. Among these methods, electrospinning is a technique that is easy to develop and use, and it is possible to vary the parameters to obtain NFs with different properties. In this technique, an electrical charge is applied to a flow of polymeric solution, which causes viscoelastic stretching of the solution and the deposition of NFs on a collecting plate [26,27]. Some of the polymers used

in the synthesis of NFs include polyacrylic acid [28], polyvinyl pyrrolidone [29], polyvinyl alcohol [30], PAN [31], polypropylene [32], and polyvinylidene fluoride (PVDF) [33]. Among the wide variety of polymers used to synthesize NFs, PVDF has attracted a lot of attention from researchers because it is a highly inert thermoplastic polymer with high mechanical properties and chemical resistance, and good thermal stability, it is easy to process, and has a high piezoelectric coefficient [34,35]. Synthesizing PVDF NFs is thus a good option for reinforcing and improving the properties of cementitious materials.

In this work, PVDF NFs were synthesized by electrospinning and added to recycled mortar mixtures in proportions of 0.025, 0.5, and 0.1% by weight of cement. The effect of the NFs on the microstructure, mechanical properties (compressive and flexural strength), flowability, total porosity, and resistance to chloride permeability of the mortars was evaluated.

2 MATERIALS AND METHODS

2.1 Materials

The materials necessary for the synthesis of nanofibers were the following: PVDF with a molecular weight of 534,000 g/mol, dimethylformamide (DMF) at 99.85% purity and acetone at 99.99% purity. All three reagents were purchased from Sigma Aldrich. The RFA (obtained after mechanical recycling using a jaw crusher at the Autonomous University of Sinaloa [UAS–Mexico]), Cemex® brand Portland cement type III-30R, and distilled water were used to make mortars. The aggregate grain size and properties of the materials are provided in figure 1 and table 1.

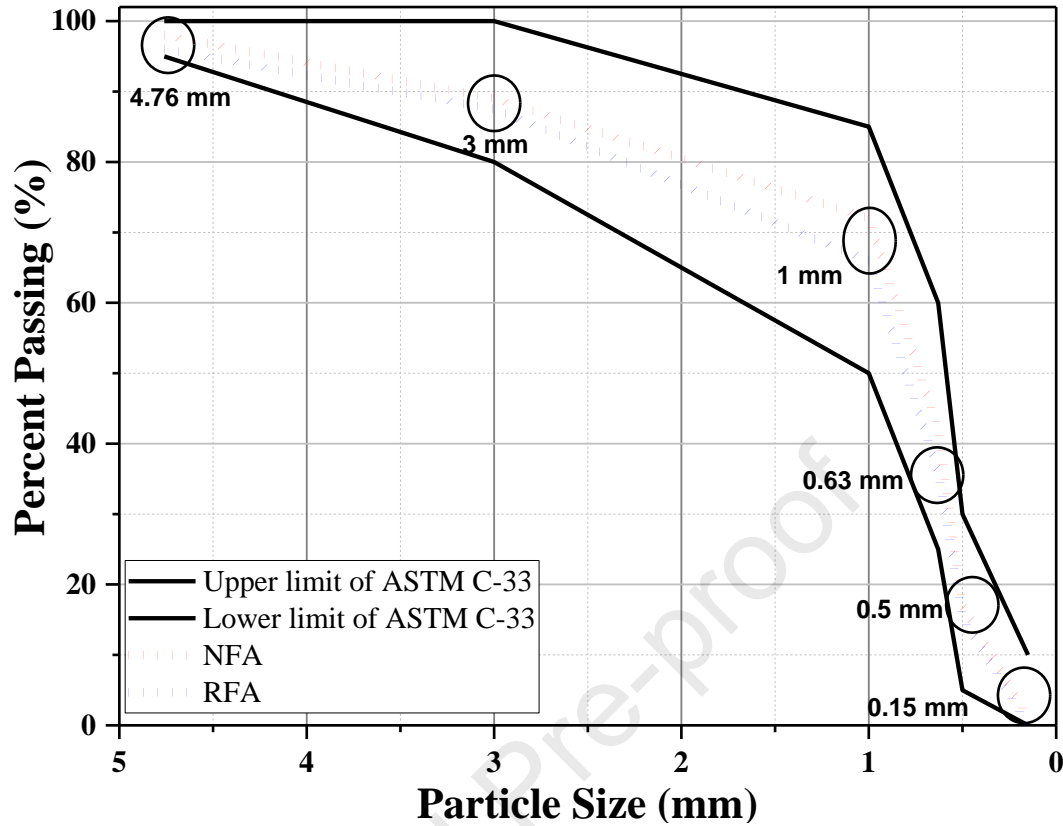


Figure 1. Particle size of aggregates

Table 1. Properties of the materials used

Properties	Natural fine aggregate	Recycled fine aggregate	Cement	PVDF Nanofibers
Type	Natural	Recycled	Comercial	Polymeric
Fineness modulus	2.74	3.10	-	-
Water absorption (%)	4.35	13.22	-	-
Bulk density (kg/cm ³)	2.45	2.25	3.15	-
Humidity (%)	5.11	0.12	-	-
Averege size (cm)	0.08	0.075	0.0015-0.0025	0.0000788
Polymer concentration (%)	-	-	-	17
Mw (g/mol)	-	-	-	534,000

2.2 RFA

To obtain the RFA, cylindrical specimens of concrete waste were collected from a construction laboratory; these had a compressive strength of 24 MPa. The cylinders were thoroughly cleaned with water and then crushed for 20 min in a Maneklal global exports jaw crusher (Model JS-0804) to obtain 1 cm RFA particle sizes. This material was then subjected to a second crushing process for 30 min using a falcon ball crusher (Model 7518081PA56C), incorporating 0.8–1.2 cm steel balls. After this, the RFA particles were approximately 0.075 cm in size. Finally, the RFA was washed twice to remove contaminants.

2.3 Synthesis and Separation of PVDF NFs

A polymeric solution of 17% PVDF in DMF and acetone, at a ratio of 70:30, was prepared. Subsequently, the solution was heated at 100°C for 3 min and then stirred for 12 h. After this, the solution was placed in a 5-ml syringe for the electrospinning process. The infusion pump used was a NE-300 syringe pump with a high-voltage source (ES30P-5W/DAM Gamma high-voltage). The PVDF NFs were obtained at a flow rate of 0.5 ml/h, a distance of 18 cm, and a voltage of 22.5 kV.

Separation of the PVDF NFs was performed using a Polytron PT-2100 homogenizer. The process started by adding the PVDF NFs to a beaker (with the weight of the mixture design) along with distilled water (volume specified in the mixture design). The homogenizer was then placed inside the beaker and was set to 20,000 rpm for 8 min. After this time, the water in the mixture had turned white and no agglomerations of PVDF or NFs were visible; this was used to make the mortar mixture.

2.4 Mortar Design

The mixture design of the recycled mortars is given in Table 2. The water/cement (w/c) ratio was 0.47 and the aggregate/cement ratio was 2.75, based on ASTM C109 [36]. The percentage substitution of RFA for natural fine aggregate (NFA) was 25%, and the different percentages of the additions of PVDF were 0.025, 0.05, and 0.1%. The dosage shown for each sample corresponded to a mortar volume of 256 cm³. The NFA sample corresponded to a mortar with natural aggregates without nanofibers, the RFA sample was a mortar with 25% recycled aggregates and no added NFs, and RFA-0.025% corresponded to a mortar with 25%

recycled aggregates and 0.025% PVDF NFs (similar nomenclature is shown for the 0.05 and 0.1% additions of NFs).

Table 2. Mixture design.

Materials	Samples				
	NFA	RFA	RFA-0.025%	RFA-0.05%	RFA-0.1%
NFA (g)	229.2	171.9	171.9	171.9	171.9
RFA (g)	0.000	57.3	57.3	57.3	57.3
Cement (g)	83.3	83.3	83.3	83.3	83.3
Water (ml)	39.2	39.2	39.2	39.2	39.2
Addition or reduction of water depending on humidity and absorption (ml).	-9.1	+14.6	+14.6	+14.6	+14.6
PVDF nanofibers (g)	0.0	0.0	0.021	0.042	0.084

2.5 Characterization and specimens

2.5.1 PVDF NFs

To analyze the morphology of the PVDF NFs, a FEI Nova Nano scanning electron microscope (SEM), working at a voltage of 5 kV, a working distance of 0.4–0.6 cm, and fitted with a vacuum detector, was used. The diameter of the NFs was measured using ImageJ software, taking the average of 100 measurements. The bond vibration of the PVDF NFs was analyzed by Fourier-transform infrared (FT–IR) spectroscopy using a Bruker Alpha II spectrometer, with a scanning range of 4000 to 500 cm^{-1} , a resolution of 4 cm^{-1} , and 16 scans. The thermal behavior of the PVDF NFs was analyzed by thermogravimetric/differential thermal calorimetry (TGA/DSC), using SDT Q600 TA Instruments equipment in a nitrogen atmosphere up to 700°C, at a heating rate of 10°C/min. The PVDF NFs were then analyzed by X-ray diffraction (XRD) using a Bruker D2 phaser, at 30 kV, in a range of 10–80 $^{\circ}2\theta$ and at a counting time of 1 s/step.

2.5.2 Mortar specimens

The mortars were mixed according to the procedure described in ASTM C-305 [37]. The mortar flow test based on ASTM C 1437 [38] and the compressive and flexural strength were evaluated following the methodology established in ASTM C-348 [39] and ASTM C-349 [40], respectively. The properties were evaluated at 7, 14, and 28 days of curing (water-immersion curing). The total porosity was determined by vacuum saturation of 5 cm³ specimens of mortar after 28 days of curing [41]. To evaluate the effective porosity of the mortar specimens, they were cut into discs 7 cm high and 7 cm in diameter at 28 days of curing (ASTM C-1585 [42]). The chloride-ion permeability test was performed according to ASTM C-1202 methodology [43] in mortar specimens 10 cm in diameter and 20 cm high. It was necessary to apply vacuum to the specimens at a pressure of 0.1 cm Hg for 3 h, then they were saturated in water for 18 ± 2 h. The specimens were then placed between two acrylic cells, one filled with 0.3% sodium hydroxide (NaOH) aqueous solution (anode) and the other with 3% sodium chloride (NaCl) aqueous solution (cathode). Measurements were taken by connecting the cells to a 10-V supply for 6 h (with the current recorded every 5 min).

3 RESULTS AND DISCUSSION

3.1 NFs

Figure 2 gives the characterization of the PVDF NFs. Figures 2(a and b) show the morphology of the PVDF NFs synthesized by the electrospinning technique, which have a well-defined structure, are continuous, not bonded together, have different diameters, and show glossy internal sections, which could indicate defects or voids. This NF morphology could promote greater adhesion, anchoring, and bonding between the NF and the cementitious matrix [44]. Other research has shown similar NF morphology [45]. The size distribution of the NFs is illustrated in Figure 2c, which shows that the diameters ranged from 500 nm to 1,200 nm, with the highest proportion lying between 600 and 800 nm. The average diameter was 788 nm (several authors have agreed that fibers with these dimensions are considered NFs) [46–48]).

The FT-IR spectra of the PVDF NFs are given in Figure 2d. Vibration of the carbon–hydrogen (C–H) bonds was observed at 2,960 and 841 cm⁻¹, which correspond to stretching and rocking vibrations, respectively [49]. Carbon–fluorine (C–F) bond-stretching vibrations

were observed at 1,401 and 881 cm^{-1} , with C–F out-of-plane vibrations at 1,280 cm^{-1} [45]. The peak at 1,187 cm^{-1} corresponded to the stretching vibration of the carbon–carbon (C–C) bond [50,51]. This analysis showed there were no residues of the solvents used in the electrospinning process in the nanomaterial.

The results of the thermal analysis are provided in Figure 2e, which shows two characteristic weight losses of the polymer. The first corresponded to the separation of the C–H and C–F bonds in the main chain, forming hydrogen fluoride (HF). This loss occurred from 410 to 480°C (the maximum loss observed in the DSC at 432°C) [52]. The second weight loss with respect to temperature occurred after the degradation of the previously formed HF molecules at 463°C [53]. The melting temperature of the PVDF NFs, 150°C, was in agreement with that reported in the literature [54]. Figure 2f gives the results of the XRD study of the synthesized NFs. The characteristic peak of this material was at 20.3°, which corresponds to the (110) plane reflections of the β -phase of the polymer [55,56]. These characterizations confirm that the NFs synthesized by electrospinning were free of contaminants.

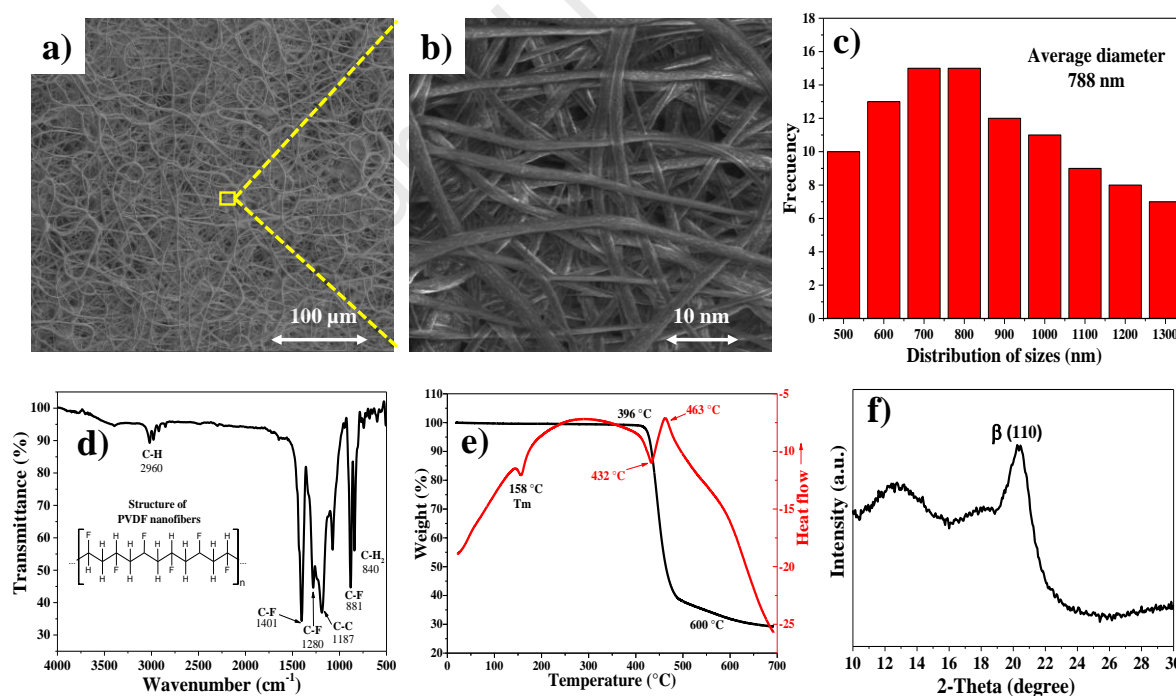


Figure 2. Characteristics of NFs de PVDF: a y b) SEM, c) distribution of sizes, d) FT-IR, e) TGA/DSC and f) XRD.

3.2 Mortars

3.2.1 Mortar Flow

To study the flowability of the mortar, it was first necessary to make several test mixtures with different w/c ratios in order to determine the amount of water necessary for all the study samples to fall within the plastic consistency range of the cement mortar (see Figure 3a). It could clearly be seen that, by increasing the w/c ratio in the mortars, the fluidity increased because there was a greater amount of water. Using a w/c ratio of 0.32 to 0.42 created mortars with a dry consistency, whereas by increasing the ratio from 0.42 to 0.47, the mortar was within the limits of plastic consistency. After performing a series of tests, it was determined that using a w/c ratio of 0.47 would bring all the study samples into the desired flow range. Figure 3b shows the mortar flow values of all the studied samples. The highest value of mortar consistency was for Sample NFA. In addition, it was observed that the samples containing RAs had a lower percentage of flowability. This was due to the nature of the RA, being a less-dense material with high porosity. This causes it to absorb large amounts of water [57]. It is worth mentioning that the use of PVDF NFs caused a decrease in the flowability of the mortar (the higher the amount of NFs, the lower the flowability). This is because the NFs helped to obstruct the free movement of water in the mixture [15].

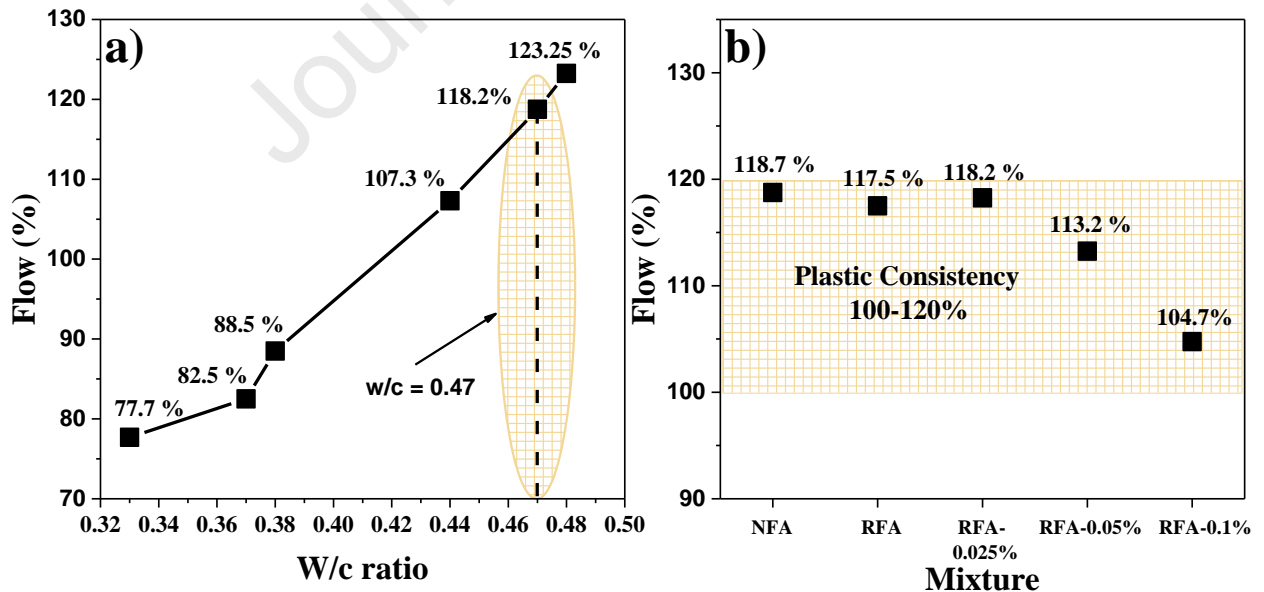


Figure 3. a) Selecting the w/c ratio and b) Flow of mortars.

3.2.2 Total Porosity

The porous nature of RFA means that, when used in cement mortars, it significantly increases their total porosity, and so its analysis is of great importance [58]. Figure 4 shows the total porosity of the mixtures used here. It can be seen that the mixture containing RFA with no NFs had the highest porosity (18.38%). This is due to this type of aggregate having a lower density and tending to absorb water from the mix, causing an unreacted surface, which results in higher porosity [59]. The increase in the porosity of this mixture relative to the reference mortar (NFA) was 4%. It was found that the use of PVDF NFs at 0.025, 0.05, and 1% helped to decrease the percentage of porosity in the mortar by 0.6, 1.4, and 3%, respectively, compared with the RFA sample. These results show that PVDF NFs help to densify the cementitious matrix, filling existing pores, thereby decreasing the overall porosity. Importantly, they helped counteract the effect of using RFA.

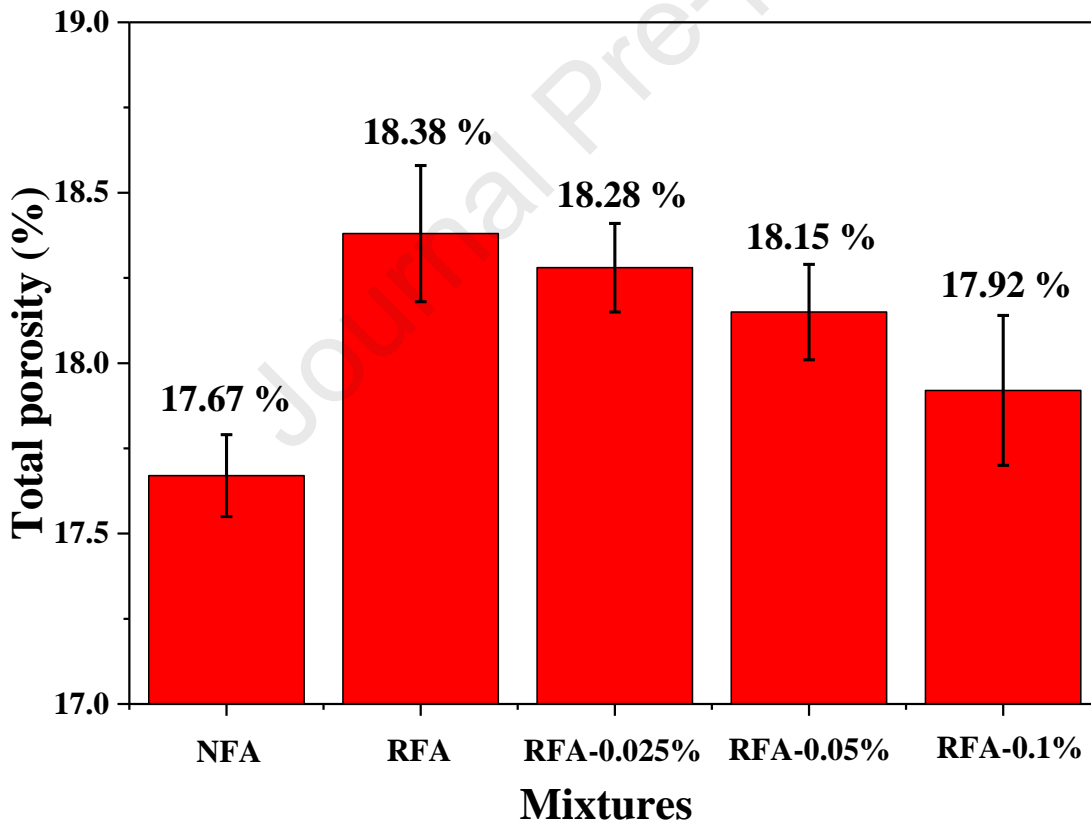


Figure 4. Total porosity of mortars.

3.2.3 Mechanical Properties

It has been reported in the literature that the excessive use of RFAs in cementitious materials decreases their mechanical properties, but with some researchers agreeing that the replacement of 25% of the RFAs by NFAs did not cause such significant changes [60]. It has also been stipulated that the use of NFs helps to reinforce the microstructure of cementitious materials, providing greater resistance to the internal stresses generated by mechanical tests. [13].

Figure 5 provides the mechanical properties of the mortars produced for this study. In all the samples, as the days of curing increased, so did the mechanical properties in all the samples. This was to be expected because, at that age, cementitious materials attain their highest mechanical strength. At 28 days of curing, the RFA mix achieved a compressive strength very similar to that of the reference mortar (NFA), with a slight decrease of 0.6%. This decrease is attributed to the nature of the RFA. The use of PVDF NFs in the mortars with RFAs promoted increases of 4.6, 11.3, and 12%, with an addition of NFs of 0.025, 0.05, and 0.1%, respectively, in compressive strength, compared to the RFA sample at 28 days of curing.

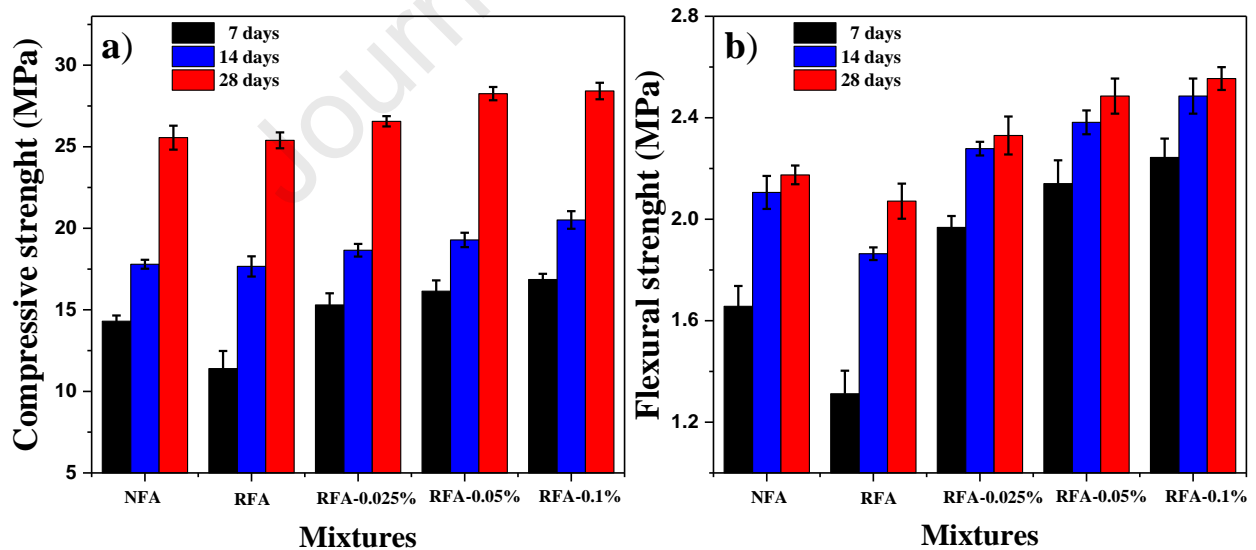


Figure 5. Properties mechanical of mortars, a) compressive strength and b) flexural strength.

Regarding the flexural strength (Figure 5b), the same trend was observed, with the RFA sample decreasing by 4.6% with respect to the reference mortar (NFA). The use of PVDF NFs caused the mortar to increase in flexural strength by 7.3, 19.8, and 23.2%, with additions

of 0.025, 0.05, and 0.1%, respectively, at 28 days of curing. The increase in the flexural strength of the mortars was more notable than the compressive strength results. This is due to the fact that, by their nature, the fibers work in tension and not so much in compression [61]. The effect of the NFs on the mechanical properties could include decreased porosity and densified cementitious matrix (from the total porosity study, Figure 4), resistance to internally generated stresses, and help in stopping crack propagation through the seam effect [62].

The effect of the NFs on the mechanical properties can be viewed in Figure 6. The main function of the fibers was in resisting tensile stresses. In the compression test, these stresses were distributed throughout the cementitious matrix [63]. At these sites, the NFs were able to absorb the stresses and increase the compressive properties (although these were not so significant increases). When a mortar is subjected to flexural stresses, most of the stresses are located at the site opposite to that where the load was applied, leading to crack generation and propagation, and fracturing of the material [64]. In the mortars containing NFs, the stresses generated by the bending stress were supported by the NFs dispersed in the cementitious matrix, preventing crack propagation, decreasing the fracture rate, absorbing the stress energy, and densifying the matrix. This greatly increased the mechanical properties of the mortars.

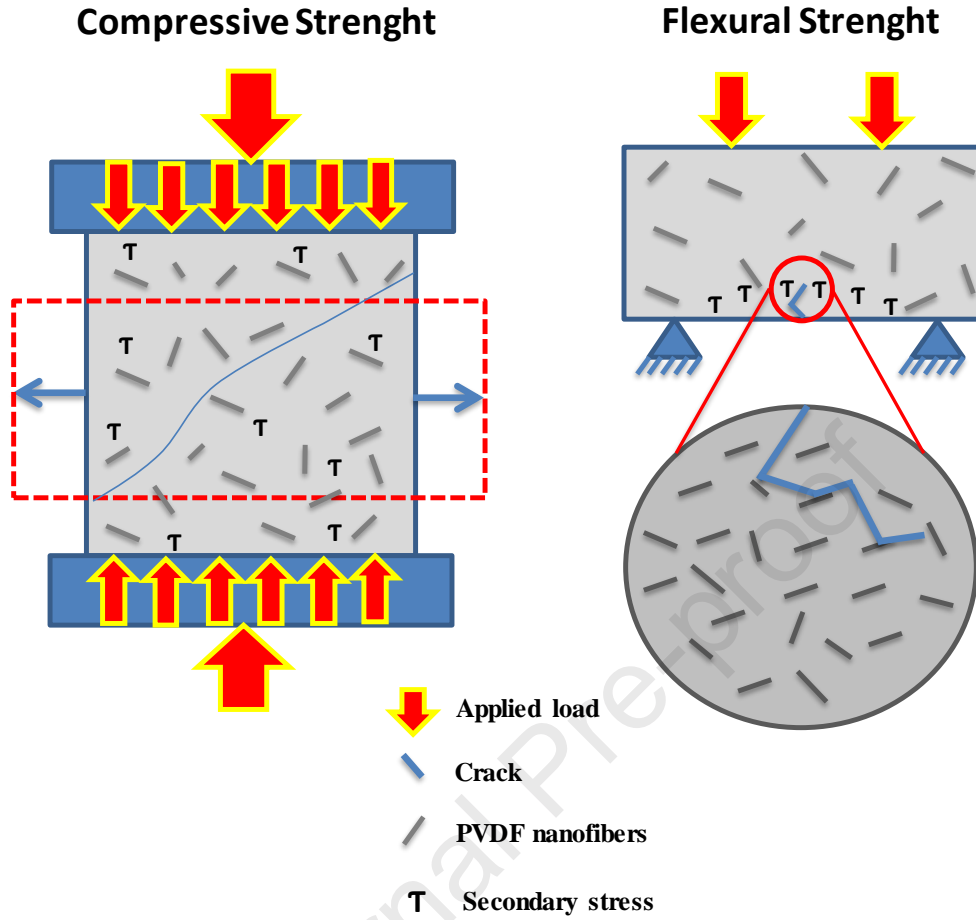


Figure 6. Effect of PVDF NFs on mechanical properties.

3.2.4 Chloride-ion Permeability

One of the most important durability analyses performed on the cementitious materials containing RFAs (due to their high porosity) was the permeability of the chloride ion because this ion is responsible for corroding and deteriorating concrete structures when associated with reinforcing steel [65].

Figure 7 shows that all the samples had low chloride-ion permeability. The NFA and RFA mortars had through-loading values below 1,000 C, indicating that the values were below the “very low” category based on the accelerated chloride-ion penetration classification (ASTM C1202) [66]. Recycled mortars containing PVDF NFs saw an increase in the permeability of the chloride ion (step charge values of between 1,000 and 1,200 C). This is probably due to PVDF having piezoelectric properties; when in contact with any electric field, it can be

excited, serving as a bridge for the chloride-ion flow. The increase was 15, 20, and 21% for the 0.025, 0.05, and 0.1% additions, respectively, compared to the RFA sample. A possible mechanism for the ion transfer in the mortar microstructure by the PVDF NFs can be seen in Figure 7.

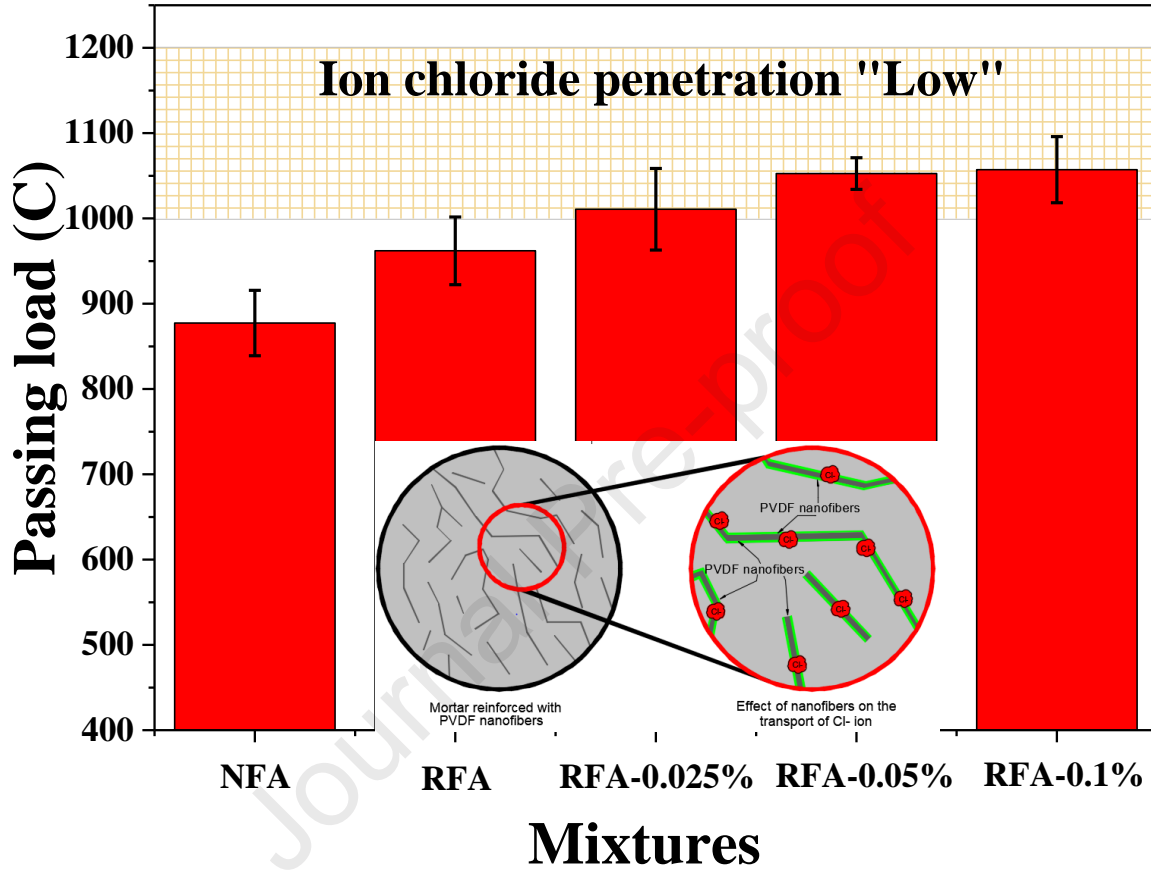


Figure 7. Permeability of Cl⁻ ion in mortars

3.2.5 Mortar Microstructure

The microstructure of the recycled mortar reinforced with PVDF NFs is illustrated in Figure 8. There was a physical interaction between the cement hydration products (e.g., hydrated calcium silicate [CSH], portlandite, and ettringite) and the PVDF NFs. In addition, no repulsion was observed between the mentioned components, and the nanomaterial was not agglomerated. This indicates a good mixing and dispersion process. At the interface between the NFs and the hydration products, the porosity was not high because the NFs were embedded in the cement paste [see Figures 8(a, b, and d)], and thus they helped to improve

the mechanical properties and durability of the mortar. To corroborate the presence of the nanomaterial in the recycled mortar, energy-dispersive spectroscopy was performed [Figure 8(c)], which indicated elements such as calcium (Ca), oxygen (O), silicon (Si), and aluminum (Al), which correspond to the nature of the hydration products. Fluorine was also detected in this analysis, confirming the presence of the nanomaterial in the microstructure of the recycled mortar. The presence of PVDF nanofibers in the recycled mortars caused a decrease in the fluidity of the mortar, a decrease in porosity, increases in resistance to compression and flexion and an increase in the transfer of the Cl^- ion. These results are attributed because these nanofibers provide the mortar with additional tensile strength and prevent the propagation of cracks, causing increases in mechanical properties [67,68]. In addition, they help to fill cavities or pores founded in the microstructure, causing a decrease in its porosity [69,70]. They also have the characteristic of retaining water from the mixture through physical interactions, which causes the fluidity of the mortar to decrease [71] and finally, being a piezoelectric material, it causes a greater transfer of the Cl^- ion. Therefore, the addition of this nanomaterial is beneficial to increase the applications of recycled mortar and contribute to sustainable construction.




Figure 8. Interaction of PVDF NFs in the mortar microstructure.

4 CONCLUSIONS

1. The use of RAs in civil engineering is a significant advance toward sustainability in construction. For this reason, new alternatives must be founded to help counteract the negative effects caused by their use.
2. The electrospinning method was effective in generating PVDF nanofibers. The nanofibers obtained had an average diameter of 788 nm, they are separated from each other and had a smooth uniform morphology. Furthermore, the nanofibers were shown to have high thermal properties and high purity. With this characterization it was demonstrated that the electrospinning technique is effective and could be considered for its use in the construction industry.
3. Our findings show that the use of polymeric NFs in recycled mortars resulted in improved properties even better than those in conventional mortars. The interaction between the PVDF NFs and the hydration products was beneficial, causing decreases of up to 3% in the total porosity of the samples. In addition, in the mechanical properties of compression and bending they caused to increase by 12 and 23.2%, respectively.
4. It was also found that the penetration permeability of chloride ions increased with the addition of the PVDF NFs due to the piezoelectric nature of the material. This opens up a possibility of future research concerning their use in cementitious materials for creating conductive or piezoelectric mortars, or mortars with electronic properties.
5. The results of this research show that small proportions of nanomaterials can be used in mortars to help improve the characteristics of cementitious materials and that there is potential for new applications.

Acknowledgments

The authors thank the Institute of Civil Engineering of the Universidad Autónoma de Nuevo León for the support provided in this research.

BIBLIOGRAPHY

- [1] M. Nadeem, A.D. Pofale, Replacement of Natural Fine Aggregate with Granular Slag-A Waste Industrial By-Product in Cement Mortar Applications as an Alternative Construction Materials, *Int. J. Eng. Res. Appl.* 2 (2012) 1258–1264.
- [2] D.S. de Guzmán, *Tecnología del concreto y del mortero*, Pontificia Universidad Javeriana, 2001.
- [3] L. Evangelista, M. Guedes, J. De Brito, A.C. Ferro, M.F. Pereira, Physical, chemical and mineralogical properties of fine recycled aggregates made from concrete waste, *Constr. Build. Mater.* 86 (2015) 178–188.
- [4] J. Wang, H. Wu, V.W.Y. Tam, J. Zuo, Considering life-cycle environmental impacts and society's willingness for optimizing construction and demolition waste management fee: An empirical study of China, *J. Clean. Prod.* 206 (2019) 1004–1014.
- [5] H. Yuan, Z. Wang, Y. Shi, J. Hao, A dissipative structure theory-based investigation of a construction and demolition waste minimization system in China, *J. Environ. Plan. Manag.* 65 (2022) 514–535.
- [6] L. Caneda-Martínez, M. Monasterio, J. Moreno-Juez, S. Martínez-Ramírez, R. García, M. Frías, Behaviour and Properties of Eco-Cement Pastes Elaborated with Recycled Concrete Powder from Construction and Demolition Wastes, *Materials (Basel)*. 14 (2021) 1299.
- [7] D.R. Vieira, J.L. Calmon, F.Z. Coelho, Life cycle assessment (LCA) applied to the manufacturing of common and ecological concrete: A review, *Constr. Build. Mater.* 124 (2016) 656–666.
- [8] A. Lotfy, M. Al-Fayez, Performance evaluation of structural concrete using controlled quality coarse and fine recycled concrete aggregate, *Cem. Concr. Compos.* 61 (2015) 36–43.
- [9] S.P. Arredondo-Rea, R. Corral-Higuera, J.M. Gómez-Soberón, D.C. Gámez-García, J.M. Bernal-Camacho, C.A. Rosas-Casarez, M.J. Ungsson-Nieblas, Durability parameters of reinforced recycled aggregate concrete: Case study, *Appl. Sci.* 9 (2019) 617.

- [10] P. Chindaprasirt, S. Rukzon, V. Sirivivatnanon, Resistance to chloride penetration of blended Portland cement mortar containing palm oil fuel ash, rice husk ash and fly ash, *Constr. Build. Mater.* 22 (2008) 932–938.
- [11] A. Pilvar, A.A. Ramezaniapour, H. Rajaie, New method development for evaluation concrete chloride ion permeability, *Constr. Build. Mater.* 93 (2015) 790–797.
- [12] H. Du, S. Dai Pang, Enhancement of barrier properties of cement mortar with graphene nanoplatelet, *Cem. Concr. Res.* 76 (2015) 10–19.
- [13] S. Fallah, M. Nematzadeh, Mechanical properties and durability of high-strength concrete containing macro-polymeric and polypropylene fibers with nano-silica and silica fume, *Constr. Build. Mater.* 132 (2017) 170–187. <https://doi.org/10.1016/j.conbuildmat.2016.11.100>.
- [14] C. High, H.M. Seliem, A. El-Safty, S.H. Rizkalla, Use of basalt fibers for concrete structures, *Constr. Build. Mater.* 96 (2015) 37–46. <https://doi.org/10.1016/j.conbuildmat.2015.07.138>.
- [15] M.J. Chinchillas-Chinchillas, V.M. Orozco-Carmona, A. Gaxiola, C.G. Alvarado-Beltrán, M.J. Pellegrini-Cervantes, F.J. Baldenebro-López, A. Castro-Beltrán, Evaluation of the mechanical properties, durability and drying shrinkage of the mortar reinforced with polyacrylonitrile microfibers, *Constr. Build. Mater.* 210 (2019) 32–39. <https://doi.org/https://doi.org/10.1016/j.conbuildmat.2019.03.178>.
- [16] S. Yin, R. Tuladhar, F. Shi, M. Combe, T. Collister, N. Sivakugan, Use of macro plastic fibres in concrete: A review, *Constr. Build. Mater.* 93 (2015) 180–188. <https://doi.org/10.1016/j.conbuildmat.2015.05.105>.
- [17] H.R. Pakravan, M. Latifi, M. Jamshidi, Hybrid short fiber reinforcement system in concrete: A review, *Constr. Build. Mater.* 142 (2017) 280–294.
- [18] M.S.M. Norhasri, M.S. Hamidah, A.M. Fadzil, Applications of using nano material in concrete: A review, *Constr. Build. Mater.* 133 (2017) 91–97.
- [19] Y. Goh, M. Akram, A. Alshemary, R. Hussain, Antibacterial polylactic acid/chitosan nanofibers decorated with bioactive glass, *Appl. Surf. Sci.* 387 (2016) 1–7.

- [20] T.N.M. Nguyen, J. Moon, J.J. Kim, Microstructure and mechanical properties of hardened cement paste including Nylon 66 nanofibers, *Constr. Build. Mater.* 232 (2020) 117134.
- [21] M.J. Chinchillas-Chinchillas, A. Gaxiola, C.G. Alvarado-Beltrán, V.M. Orozco-Carmona, M.J. Pellegrini-Cervantes, M. Rodríguez-Rodríguez, A. Castro-Beltrán, A new application of recycled-PET/PAN composite nanofibers to cement-based materials, *J. Clean. Prod.* 252 (2020) 119827. <https://doi.org/https://doi.org/10.1016/j.jclepro.2019.119827>.
- [22] L. Zhang, S. Gbewonyo, A. Aboagye, A.D. Kelkar, Development of Carbon Nanofibers From Electrospinning, in: *Nanotub. Superfiber Mater.*, Elsevier, 2019: pp. 867–878.
- [23] D. Jao, V.Z. Beachley, Continuous Dual-Track Fabrication of Polymer Micro-/Nanofibers Based on Direct Drawing, *ACS Macro Lett.* 8 (2019) 588–595.
- [24] Z. Li, S. Mei, Y. Dong, F. She, L. Kong, High Efficiency Fabrication of Chitosan Composite Nanofibers with Uniform Morphology via Centrifugal Spinning, *Polymers (Basel)*. 11 (2019) 1550.
- [25] Y. Yuan, S. Zhao, J. Wen, D. Wang, X. Guo, L. Xu, X. Wang, N. Wang, Rational Design of Porous Nanofiber Adsorbent by Blow-Spinning with Ultrahigh Uranium Recovery Capacity from Seawater, *Adv. Funct. Mater.* 29 (2019) 1805380.
- [26] J. Xue, J. Xie, W. Liu, Y. Xia, Electrospun nanofibers: new concepts, materials, and applications, *Acc. Chem. Res.* 50 (2017) 1976–1987.
- [27] T. Hemamalini, V.R.G. Dev, Comprehensive review on electrospinning of starch polymer for biomedical applications, *Int. J. Biol. Macromol.* 106 (2018) 712–718. <https://doi.org/https://doi.org/10.1016/j.ijbiomac.2017.08.079>.
- [28] B. Çakıroğlu, A.B. Çiğil, A. Ogan, M.V. Kahraman, S. Demir, Covalent immobilization of acetylcholinesterase on a novel polyacrylic acid-based nanofiber membrane, *Eng. Life Sci.* 18 (2018) 254–262.
- [29] H. Yu, P. Yang, Y. Jia, Y. Zhang, Q. Ye, S. Zeng, Regulation of biphasic drug release

behavior by graphene oxide in polyvinyl pyrrolidone/poly (ϵ -caprolactone) core/sheath nanofiber mats, *Colloids Surfaces B Biointerfaces*. 146 (2016) 63–69.

- [30] P. Das, N. Ojah, R. Kandimalla, K. Mohan, D. Gogoi, S.K. Dolui, A.J. Choudhury, Surface modification of electrospun PVA/chitosan nanofibers by dielectric barrier discharge plasma at atmospheric pressure and studies of their mechanical properties and biocompatibility, *Int. J. Biol. Macromol.* 114 (2018) 1026–1032.
- [31] M. J. Chinchillas-Chinchillas, V. M. Orozco-Carmona, C. Alvarado, J. L. Almaral-Sánchez, S. Sepulveda-Guzman, L. E. Jasso-Ramos, A. Castro-Beltrán, Synthesis of Recycled Poly(ethylene terephthalate)/Polyacrylonitrile/Styrene Composite Nanofibers by Electrospinning and Their Mechanical Properties Evaluation, *J. Polym. Environ.* 27 (2019). <https://doi.org/10.1007/s10924-019-01379-1>.
- [32] S. Hu, S. Lin, Y. Tu, J. Hu, Y. Wu, G. Liu, F. Li, F. Yu, T. Jiang, Novel aramid nanofiber-coated polypropylene separators for lithium ion batteries, *J. Mater. Chem. A*. 4 (2016) 3513–3526.
- [33] N.A.M. Nor, J. Jaafar, A.F. Ismail, M.A. Mohamed, M.A. Rahman, M.H.D. Othman, W.J. Lau, N. Yusof, Preparation and performance of PVDF-based nanocomposite membrane consisting of TiO₂ nanofibers for organic pollutant decomposition in wastewater under UV irradiation, *Desalination*. 391 (2016) 89–97. <https://doi.org/10.1016/j.desal.2016.01.015>.
- [34] M.M. Abolhasani, K. Shirvanimoghaddam, M. Naebe, PVDF/graphene composite nanofibers with enhanced piezoelectric performance for development of robust nanogenerators, *Compos. Sci. Technol.* 138 (2017) 49–56.
- [35] L. Huang, J.T. Arena, J.R. McCutcheon, Surface modified PVDF nanofiber supported thin film composite membranes for forward osmosis, *J. Memb. Sci.* 499 (2016) 352–360.
- [36] P. ASTM International, West Conshohocken, ASTM C109/C109M, Standard Test Method for Compressive Strength of Hydraulic Cement Mortars, (2005). https://doi.org/10.1520/C0109_C0109M-05.

- [37] ASTM C305, Standard Practice for Mechanical Mixing of Hydraulic Cement Pastes and Mortars of Plastic Consistency, ASTM International. (2011) 1–3. <https://doi.org/10.1520/C0305-13.2>.
- [38] ASTM C1437, Standard Test Method for Flow of Hydraulic Cement Mortar, 2007.
- [39] ASTM C348, Standard Test Method for Flexural Strength of Hydraulic-Cement Mortars, ASTM Int. West Conshohocken, PA. (2008). <https://doi.org/10.1520/C0348-14.2>.
- [40] ASTM C349, Standard Test Method for Compressive Strength of Soil-Cement Using Portions of Beams Broken in Flexure (Modified Cube Method), ASTM Int. West Conshohocken, PA. (2013). <https://doi.org/10.1520/D1634-00R06>.
- [41] M.J. Pellegrini, C.P. Barrios, R.E. Nuñez, S.P. Arredondo, F.J. Baldenebro, M. Rodríguez, L.G. Ceballos, A. Castro, G. Fajardo, F. Almeraya, A. Martinez, Performance of chlorides penetration and corrosion resistance of mortars with replacements of rice husk ash and nano-SiO₂, *Int. J. Electrochem. Sci.* 10 (2015) 332–346.
- [42] P. ASTM International, West Conshohocken, ASTM C1585-04, Standard test method for measurement of rate of absorption of water by hydraulic cement concretes, (2004). <https://doi.org/10.1520/C1585-13.2>.
- [43] ASTM C-1202, Standard Test Method for Electrical Indication of Concrete's Ability to Resist Chloride Ion Penetration, ASTM Int. West Conshohocken, PA. (2016).
- [44] P.D. McElroy, H. Emadi, M.C. Watson, L. Heinze, Hydration Products and Mechanical Properties Investigations of Nanofiber Additives in Cement Wellbore Environments, in: SPE West. Reg. Meet., OnePetro, 2021. <https://doi.org/https://doi.org/10.2118/200811-MS>.
- [45] Y.-J. Kim, C.H. Ahn, M.B. Lee, M.-S. Choi, Characteristics of electrospun PVDF/SiO₂ composite nanofiber membranes as polymer electrolyte, *Mater. Chem. Phys.* 127 (2011) 137–142.
- [46] F. Rezaei, A. Nikiforov, R. Morent, N. De Geyter, Plasma modification of poly lactic

- acid solutions to generate high quality electrospun PLA nanofibers, *Sci. Rep.* 8 (2018) 2241.
- [47] S. Moon, M. Gil, K.J. Lee, Syringeless electrospinning toward versatile fabrication of nanofiber web, *Sci. Rep.* 7 (2017) 41424.
- [48] M. Konno, Y. Kishi, M. Tanaka, H. Kawakami, Core/shell-like structured ultrafine branched nanofibers created by electrospinning, *Polym. J.* 46 (2014) 792.
- [49] Z. Wang, H. Yu, J. Xia, F. Zhang, F. Li, Y. Xia, Y. Li, Novel GO-blended PVDF ultrafiltration membranes, *Desalination.* 299 (2012) 50–54.
- [50] Y. Bormashenko, R. Pogreb, O. Stanevsky, E. Bormashenko, Vibrational spectrum of PVDF and its interpretation, *Polym. Test.* 23 (2004) 791–796.
- [51] R. Moradi, J. Karimi-Sabet, M. Shariaty-Niassar, M. Koochaki, Preparation and characterization of polyvinylidene fluoride/graphene superhydrophobic fibrous films, *Polymers (Basel).* 7 (2015) 1444–1463.
- [52] S. Shahgaldi, M. Ghasemi, W.R.W. Daud, Z. Yaakob, M. Sedighi, J. Alam, A.F. Ismail, Performance enhancement of microbial fuel cell by PVDF/Nafion nanofibre composite proton exchange membrane, *Fuel Process. Technol.* 124 (2014) 290–295.
- [53] P. Martins, C.M. Costa, M. Benelmekki, G. Botelho, S. Lanceros-Méndez, Interface characterization and thermal degradation of ferrite/poly (vinylidene fluoride) multiferroic nanocomposites, *J. Mater. Sci.* 48 (2013) 2681–2689.
- [54] S.-S. Choi, Y.S. Lee, C.W. Joo, S.G. Lee, J.K. Park, K.-S. Han, Electrospun PVDF nanofiber web as polymer electrolyte or separator, *Electrochim. Acta.* 50 (2004) 339–343.
- [55] T. Zheng, Z. Yue, G.G. Wallace, Y. Du, P. Martins, S. Lanceros-Mendez, M.J. Higgins, Local probing of magnetoelectric properties of PVDF/Fe₃O₄ electrospun nanofibers by piezoresponse force microscopy, *Nanotechnology.* 28 (2017) 65707.
- [56] Y. Xin, X. Qi, H. Tian, C. Guo, X. Li, J. Lin, C. Wang, Full-fiber piezoelectric sensor by straight PVDF/nanoclay nanofibers, *Mater. Lett.* 164 (2016) 136–139.

- [57] O. Nanayakkara, C. Gunasekara, M. Sandanayake, D.W. Law, K. Nguyen, J. Xia, S. Setunge, Alkali activated slag concrete incorporating recycled aggregate concrete: Long term performance and sustainability aspect, *Constr. Build. Mater.* 271 (2021) 121512. <https://doi.org/10.1016/j.conbuildmat.2020.121512>.
- [58] R. V Silva, J. De Brito, R.K. Dhir, The influence of the use of recycled aggregates on the compressive strength of concrete: a review, *Eur. J. Environ. Civ. Eng.* 19 (2015) 825–849.
- [59] M. Amario, C.S. Rangel, M. Pepe, R.D. Toledo Filho, Optimization of normal and high strength recycled aggregate concrete mixtures by using packing model, *Cem. Concr. Compos.* 84 (2017) 83–92.
- [60] A. Juan-Valdés, D. Rodríguez-Robles, J. García-González, M.I. Sánchez de Rojas Gómez, M. Ignacio Guerra-Romero, N. De Belie, J.M. Morán-del Pozo, Mechanical and microstructural properties of recycled concretes mixed with ceramic recycled cement and secondary recycled aggregates. A viable option for future concrete, *Constr. Build. Mater.* 270 (2021) 121455. <https://doi.org/10.1016/j.conbuildmat.2020.121455>.
- [61] J.A. Carneiro, P.R.L. Lima, M.B. Leite, R.D. Toledo Filho, Compressive stress-strain behavior of steel fiber reinforced-recycled aggregate concrete, *Cem. Concr. Compos.* 46 (2014) 65–72. <https://doi.org/10.1016/j.cemconcomp.2013.11.006>.
- [62] D. Foti, Recycled waste PET for sustainable fiber-reinforced concrete, in: *Use Recycl. Plast. Eco-Efficient Concr.*, Elsevier, 2019: pp. 387–410.
- [63] A. Marì Bernat, N. Spinella, A. Recupero, A. Cladera, Mechanical model for the shear strength of steel fiber reinforced concrete (SFRC) beams without stirrups, *Mater. Struct.* 53 (2020) 28. <https://doi.org/10.1617/s11527-020-01461-4>.
- [64] L.M.P. Matos, J.A.O. Barros, A. Ventura-Gouveia, R.A.B. Calçada, Constitutive model for fibre reinforced concrete by coupling the fibre and aggregate interlock resisting mechanisms, *Cem. Concr. Compos.* 111 (2020) 103618. <https://doi.org/10.1016/j.cemconcomp.2020.103618>.

- [65] R.J. Thomas, E. Ariyachandra, D. Lezama, S. Peethamparan, Comparison of chloride permeability methods for Alkali-Activated concrete, *Constr. Build. Mater.* 165 (2018) 104–111.
- [66] H. Vafaeinejad, M. Kioumars, Examining the Effect of Asphalt Plant Surplus Filler on Water and Chloride Ion Permeability of Cement Mortar, in: *Adv. Mater. Res. VIII*, Trans Tech Publications Ltd, 2018: pp. 383–390. <https://doi.org/10.4028/www.scientific.net/KEM.765.383>.
- [67] H.H. Alzoubi, B.A. Albiss, Performance of cementitious composites with nano PCMs and cellulose nano fibers, *Constr. Build. Mater.* 236 (2020) 117483.
- [68] T.N.M. Nguyen, D.-Y. Yoo, J.J. Kim, Cementitious material reinforced by carbon nanotube-Nylon 66 hybrid nanofibers: Mechanical strength and microstructure analysis, *Mater. Today Commun.* 23 (2020) 100845.
- [69] X. Qian, H. Yang, J. Wang, Y. Fang, M. Li, Eco-friendly treatment of carbon nanofibers in cementitious materials for better performance, *Case Stud. Constr. Mater.* 16 (2022) e01126.
- [70] S. Wang, J.L.G. Lim, K.H. Tan, Performance of lightweight cementitious composite incorporating carbon nanofibers, *Cem. Concr. Compos.* 109 (2020) 103561.
- [71] L. Senff, R.C.E. Modolo, D.M. Tobaldi, G. Ascensão, D. Hotza, V.M. Ferreira, J.A. Labrincha, The influence of TiO₂ nanoparticles and polyacrylonitrile fibers on the rheological behavior and hardened properties of mortars, *Constr. Build. Mater.* 75 (2015) 315–330. <https://doi.org/10.1016/j.conbuildmat.2014.11.002>.

Highlights

- PVDF nanofibers are effective in improving the properties of mortars.
- The adverse effect of recycled aggregates can be offset by incorporating PVDF nanofibers.
- PVDF nanofibers have good interaction with cement hydration products.
- PVDF nanofibers increase the penetration of Ion chloride in cementitious materials.

Declaration of interests

☒ The authors declare that they have no known competing financial interests or personal relationships that could have appeared to influence the work reported in this paper.

☐ The authors declare the following financial interests/personal relationships which may be considered as potential competing interests:

--